

SKIN & PERSONAL CARE
COLLECTION

HK Yonwoo



HK Yonwoo

SKIN & PERSONAL CARE COLLECTION

TABLE OF CONTENTS

The pumps in this catalog can be selectively produced from sustainable materials.

03 | Dropper & Mix Chamber

- 04 Dropper
- 06 Mix Chamber

07 | Airless Bottle

- 08 Single Wall
- 13 Single Wall Special Function
- 14 Single Wall Jumbo
- 17 Dual Wall
- 21 Dual Wall Applicator

22 | Blow Bottle

- 23 Single Wall
- 26 Single Wall Applicator
- 27 Dual Wall
- 28 Pump

29 | General Cream Jar

- 30 Single Wall
- 31 Dual Wall

32 | Airless Cream Jar

- 33 Single Wall
- 34 Dual Wall

36 | Family

- 37 Soft Body
- 38 Point Neck
- 39 Nature Curve
- 40 Curved
- 41 Selection & Show
- 42 Soft Dual & IV

43 | Collection

- 43 Actuator Collection
- 44 Pump Collection

46 | Eco-Friendly

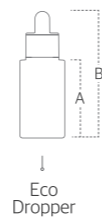
47 | History

DROPPER & MIX CHAMBER



Dropper & Mix Chamber | Dropper

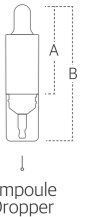
Recycle ♻️ | Refill ♻️ | Reduce ♻️



no.	Name	Item Code	Capacity (ml)	Dia. (mm)	Dosage (cc)	Body Height (A)	Total Height (B)	Screw	Snap On	Part Material
01	Eco Dropper	DR0030-ECO-CC	30.0	34.0	-	59.1	95.8	●		Cap: PP+VERSIFY, Pipette: PP Bottle: PET
		DR0050-ECO-CC	50.0	39.0	-	87.1	121.8	●		
02	Auto Loading Eco Dropper	DR0030-AED-CC	30.0	94.0	0.30	37.0	94.0	●		Button: PP, Pump Body: PP Pipette: PP, Bottle: PET
		DR0015-AD-N	15.0	27.2	0.30	55.9	92.6	●		
03	Auto Loading Dropper	DR0030-AD	30.0	39.2	0.30	56.0	104.8	●		Button: ABS, Pump Body: ABS Pipette: GLASS, Bottle: PET
		DR0030-AD-N	30.0	37.0	0.30	55.9	92.6	●		
04	Airless Dropper	AS0030-DR	30.0	36.0	0.30	69.2	122.9	●		Button: ABS, Pump Body: ABS Shoulder: ABS, Pipette: PETG Bottle: PETG
05	Airless Dropper Renewal	AS0030-ADR-CC	30.0	35.3	0.40	79.1	121.9	●		Button: ABS, Pump Body: ABS Shoulder: ABS, Pipette: PETG Bottle: PETG

Dropper & Mix Chamber | Dropper

Recycle ♻️ | Refill ♻️ | Reduce ♻️



no.	Name	Item Code	Capacity (ml)	Dia. (mm)	Dosage (cc)	Body Height (A)	Total Height (B)	Screw	Snap On	Part Material
01	Ampoule Dropper	DR0010-AP	10.0	24.2	-	65.0	99.8	●		Bulb: NBR, Shoulder: PP Bottle: PP, Pipet: PCTA Cap: PCTA
02	Ampoule Dropper Button	DR0010-ADB-AM	10.0	23.8	0.25	60.0	96.5	●		Cap: PCTA, Button: ABS Pipette: PCTA, Bottle: PCTA
03	Oval Clear Drop	DR0030-OV	30.0	46.9	-	60.3	97.1	●		Cap: ABS Nozzle: PCTA Bottle: PE
		DR0050-OV	50.0	46.9	-	86.3	123.1	●		

Dropper & Mix Chamber | Mix Chamber

Recycle ♻️ | Refill ♻️ | Reduce ♻️



no.	Name	Item Code	Capacity (ml)	Dia. (mm)	Dosage (cc)	Body Height (A)	Total Height (B)	Screw	Snap On	Part Material
01	VX2	AS0007-VX	7.0+2.0	27.5	0.15	40.5	82.0		●	Cap: PP, Actuator: PP Pump Body: PP, Powder Room: PP Stopper: PP, Bottle: PP
02	VX Rotate	AS0030-VX-RT	30.0+2.0	40.0	0.15	60.3	109.0		●	Cap: PETG, Actuator: PP Pump Body: ABS, Powder Room: PP Bottle: PETG, Base: ABS
03	VX Dropper	DR0025-VX	25.0+2.0	39.0	-	56.3	117.5	●		Cap: PETG, Burb: NBR Shoulder: ABS, Powder Room: PP Pipette: GLASS, Bottle: PETG
04	New VX	AS0007-NVX-ST	7.0+2.0	86.1	0.15	28.0	57.6		●	Cap: PET, Actuator: PP Pump Body: PP, Powder Room: PP Outer Bottle: PET

AIRLESS BOTTLE

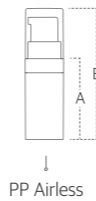


Airless Bottle | Single Wall

Recycle ♻️ | Refill ♻️ | Reduce ♻️



* These options are limited to specific products within this page



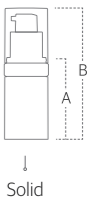
PP Airless

* Please find more information in our 'pump collection' page.

no.	Name	Item Code	Capacity (ml)	Dia. (mm)	Dosage (cc)	Body Height (A)	Total Height (B)	Snap On	Bottle Aluminum	Pump Option	Part Material
01	PP Slim Renewal	AS0003-MS/PP	3.0	16.0	0.15	47.8	78.3	●	●		Cap: PP Actuator: PP Bottle: PP
		AS0005-MS/PP	5.0	16.0	0.15	65.0	95.5	●	●		
		AS0008-MS/PP	7.5	16.0	0.15	81.9	112.3	●	●		
02	PP Airless	AS0004-S/PP	4.0	18.1	0.15	35.0	67.0	●	●		Cap: PP Actuator: PP Bottle: PP
		AS0005-S/PP	5.0	19.0	0.15	42.4	74.4	●	●		
		AS0006-S/PP	6.0	18.1	0.15	49.3	81.32	●	●		
03	PP Renewal	AS0005-RS/PP	5.0	19.6	0.15	42.1	74.0	●	●	Shoulder, Finger, Pointed Finger	Cap: PP Actuator: PP Bottle: PP
		AS0010-RS/PP	10.0	19.6	0.15	71.0	102.9	●	●		
		AS0015-RS/PP	15.0	19.6	0.15	93.1	125.0	●	●		
04	Double Ends	AS0010-DE	5.0+5.0	20.2	0.15	94.0	148.0	●	●		Cap: PP Actuator: PP Bottle: PP
		AS0015-DE	7.5+7.5	20.2	0.15	111.8	165.8	●	●		
		AS0016-DE	8.0+8.0	25.0	0.15	73.4	136.9	●	●		
05	Double Ends V2	AS0030-DE-SL	15.0+15.0	30.2	0.20	112.4	166.8	●	●		

Airless Bottle | Single Wall

Recycle ♻️ | Refill ♻️ | Reduce ♻️



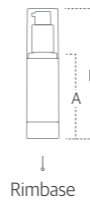
Solid

* Please find more information in our 'pump collection' page.

no.	Name	Item Code	Capacity (ml)	Dia. (mm)	Dosage (cc)	Body Height (A)	Total Height (B)	Screw	Snap On	Pump Option	Part Material
01	Solid	AS0015-S	15.0	30.7	0.20	44.7	93.0	●	●	Shoulder, R. Shoulder, Collar, Point Ring, Clear Ring, Simple Look	Cap: ABS / PETG Actuator: PP / AL Pump Body: PP / AL / ABS
		AS0030-S	30.0	30.7	0.20	73.0	121.3	●	●		Bottle: SAN / PETG Base: ABS / PETG
		AS0050-S	50.0	34.1	0.20	93.7	142.8	●	●	Shoulder, R. Shoulder, Collar, Point Ring, Clear Ring	
02	Solid PP	AS0015-S/PP	15.0	28.8	0.20	45.4	91.6	●	●		
		AS0030-S/PP	30.0	28.8	0.20	73.7	119.9	●	●	Shoulder, Collar, Point Ring, Clear Ring	
		AS0035-S/PP	35.0	28.8	0.20	79.2	125.4	●	●		Cap: PP Actuator: PP Bottle: PP
03	New Solid PP	AS0050-S/PP	50.0	31.8	0.20	99.9	146.1	●	●		
		AS0055-S/PP	55.0	31.8	0.20	102.4	148.6	●	●		
		AS0030-NS/PP	30.0	30.0	0.20	74.7	115.0	●	●	Building Block, Point Ring, Clear Ring	
04	New Solid PP Slim	AS0015-NSL/PP	15.0	26.0	0.20	59.7	100.0	●	●		
		AS0030-NSL/PP	30.0	26.0	0.20	94.7	135.0	●	●	Building Block, Point Ring	



* These options are limited to specific products within this page

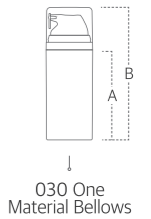


* Please find more information in our 'pump collection' page.

no.	Name	Item Code	Capacity (ml)	Dia. (mm)	Dosage (cc)	Body Height (A)	Total Height (B)	Screw	Snap On	Rim	Step	Round S.R	Bottle Aluminum	Pump Option	Part Material
01	Rimbase Slim	AS0010-RB-SL	10.0	26.0	0.20	46.5	94.9	●	●	●	●	●	●	Shoulder, R. Shoulder, Collar, Point Ring	Cap: ABS / PETG Actuator: PP / AL Pump Body: PP / AL / ABS Bottle: SAN / PETG Base: ABS / PETG
		AS0015-RB-SL	15.0	26.0	0.20	61.5	109.9	●	●	●	●	●	●		
		AS0020-RB-SL	20.0	26.0	0.20	76.5	124.9	●	●	●	●	●	●		
		AS0025-RB-SL	25.0	26.0	0.20	91.5	139.9	●	●	●	●	●	●		
		AS0030-RB-SL	30.0	26.0	0.20	111.0	159.4	●	●	●	●	●	●		
02	Rimbase	AS0015-RB	15.0	30.7	0.20	41.8	90.1	●	●	●	●	●	●	Shoulder, R. Shoulder, Collar, Point Ring, Clear Ring, Simple Look	Cap: ABS / PETG Actuator: PP / AL Pump Body: PP / AL / ABS Bottle: SAN / PETG Base: ABS / PETG
		AS0020-RB	20.0	30.7	0.20	52.9	101.2	●	●	●	●	●	●		
		AS0030-RB	30.0	30.7	0.20	71.8	120.1	●	●	●	●	●	●		
		AS0035-RB	35.0	30.7	0.20	81.6	129.9	●	●	●	●	●	●		
		AS0040-RB-SL	40.0	30.7	0.20	91.9	140.4	●	●	●	●	●	●		
		AS0050-RB-SL	50.0	30.7	0.20	110.6	159.7	●	●	●	●	●	●		
		AS0025-RB	25.0	33.1	0.20	55.1	102.4	●	●	●	●	●	●		
		AS0045-RB	45.0	33.1	0.20	89.0	136.3	●	●	●	●	●	●		
		AS0040-RB	40.0	34.1	0.20	72.9	121.9	●	●	●	●	●	●		
		AS0050-RB	50.0	34.1	0.20	92.9	142.0	●	●	●	●	●	●		
03	Rimbase	AS0060-RB	60.0	34.1	0.20	111.0	106.1	●	●	●	●	●	●	Shoulder, R. Shoulder, Collar, Point Ring, Clear Ring	Cap: ABS / PETG Actuator: PP / AL Pump Body: PP / AL / ABS Bottle: SAN / PETG Base: ABS / PETG
		AS0050-RB-42	50.0	42.0	0.20	58.7	107.7	●	●	●	●	●	●		
		AS0080-RB	80.0	42.0	0.20	97.1	146.1	●	●	●	●	●	●		
		AS0100-RB	100.0	42.0	0.20	115.0	164.0	●	●	●	●	●	●		
		AS0120-RB	120.0	42.0	0.20	134.1	183.1	●	●	●	●	●	●		
04	Rimbase	AS0120-RRB	120.0	58.1	1.20	75.6	127.4	●	●	●	●	●	●	Shoulder, Collar	Cap: ABS / PETG Actuator: PP / AL Pump Body: PP / AL / ABS Bottle: SAN / PETG Base: ABS / PETG
		AS0150-RRB	150.0	58.1	1.20	89.6	141.4	●	●	●	●	●	●		



* These options are limited to specific products within this page



* Please find more information in our 'pump collection' page.

no.	Name	Item Code	Capacity (ml)	Dia. (mm)	Dosage (cc)	Body Height (A)	Total Height (B)	Screw	Snap On	Pump Option	Part Material
01	Econ	AS0015-EC	15.0	30.4	0.20	53.0	83.5	●	●	Shoulder, Solid Pump, Simple Look, Eco Simple Look, Finger, Middle Actuator A	Cap: PP Actuator: PP Pump Body: PP Bottle: PP
		AS0030-EC	30.0	30.4	0.20	80.0	110.5	●	●		
		AS0045-EC	45.0	30.4	0.20	107.5	138.0	●	●		
		AS0050-EC	50.0	30.4	0.20	119.5	150.0	●	●		
02	Square Pot	AS0015-SQ/PP	15.0	42.0 x 42.0	0.20	47.3	74.4	●	●	Standard, Square, Simple Look	Cap: PP Actuator: PP Bottle: PP
		AS0030-SQ/PP	30.0	42.0 x 42.0	0.20	68.2	98.5	●	●		
		AS0050-SQ/PP	50.0	42.0 x 42.0	0.20	96.3	126.6	●	●		
03	030 One Material Bellows	AS0050-BLW-CC	50.0	40.0	0.30	78.8	108.8	●	●		Cap: PP, Actuator: PP Pump Body: PP Bottle: PP
04	Spout Airless	AS0120-TOO-ST	120.0	46.8	0.70, 1cc	138.7	187.5	●	●		Cap: PP, Actuator: PP Pump Body: PP Bottle: PP

Airless Bottle | Single Wall

Recycle ♻️ | Refill ♻️ | Reduce ♻️



* These options are limited to specific products within this page



Standard cap



Donut Cap

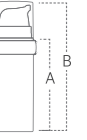


Looks like Glass

no.	Name	Item Code	Capacity (ml)	Dia. (mm)	Dosage (cc)	Body Height (A)	Total Height (B)	Screw	Snap On	Cap Option	Part Material
01	Turn Up	AS0015-TU	15.0	34.9	0.20	56.6	92.9		●		Actuator: PP Shoulder: ABS Pump Body: PP Bottle: PETG
		AS0030-TU	30.0	34.9	0.20	79.1	115.4		●		
		AS0050-TU	50.0	34.9	0.20	140.4	106.0		●		
02	Qure	AS0015-QR	15.0	30.0	0.15	66.5	83.5		●	Standard Cap, Donut Cap	Cap: ABS Actuator: PP / AL Pump Body: PP Bottle: PETG Base: PETG
		AS0030-QR	30.0	35.1	0.15	76.5	93.5		●		
		AS0050-QR	50.0	35.1	0.15	107.0	124.0		●		
03	Looks Like Glass	AS0015-LLG	15.0	40.0	0.20	65.5	90.1		●		Cap: PETG Actuator: PP / AL Pump Body: PP Bottle: PETG Base: PETG
		AS0030-LLG	30.0	40.0	0.20	81.5	106.1		●		
		AS0050-LLG	50.0	40.0	0.20	105.5	130.1		●		
		AS0100-LLG	100.0	46.0	0.20	127.3	151.9		●		
AS0120-LLG	120.0	46.0	0.20	142.3	166.9		●				
04	Tetra Airless	AS0050-TT	50.0	37.0 x 37.0	0.20	75.5	120.5		●		Cap: PETG Actuator: PP / AL Pump Body: PP / AL Bottle: PETG
05	Capsule Formula	-	50.0	33.8	0.60±0.1	89.2	131.1		●		Cap: PETG Actuator: PP / AL Shoulder: ABS Bottle: PETG

Airless Bottle | Single Wall Special Function

Recycle ♻️ | Refill ♻️ | Reduce ♻️



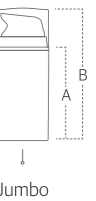
Turn Push CRP

no.	Name	Item Code	Capacity (ml)	Dia. (mm)	Dosage (cc)	Body Height (A)	Total Height (B)	Screw	Snap On	Part Material
01	Squeeze Turn CRC	AS0030-CRC-ST	30.0	45.0	0.30	63.7	102.5		●	Cap: PP Actuator: PP Bottle: PP
02	Turn Push CRP	AS0030-CRP-TP	30.0	40.5	0.30	60.5	109.1		●	Outer Cap: PP Actuator: PP Bottle: PP



Mini Jumbo

no.	Name	Item Code	Capacity (ml)	Dia. (mm)	Dosage (cc)	Body Height (A)	Total Height (B)	Screw	Snap On	Part Material
01	Mini Jumbo	AS0005-J/PP-MN	5.0	25.0	0.15	30.6	62.6		●	Cap: PP Actuator: PP Pump Body: PP Bottle: PP
		AS0008-J/PP-MN	8.0	25.0	0.15	38.8	70.8		●	
		AS0010-J/PP-MN	10.0	25.0	0.15	43.8	75.7		●	
		AS0015-J/PP-MN	15.0	25.0	0.15	58.8	90.8		●	
02	Mini Jumbo V2	AS0005-J/PP-NRC	5.0	25.0	0.15	42.2	63.7		●	Cap: PP Actuator: PP Pump Body: PP Bottle: PP
		AS0010-J/PP-NRC	10.0	25.0	0.15	56.8	78.4		●	
03	Simple Look Mini Jumbo	AS0005-SLJ-MN	5.0	25.0	0.15	30.6	60.8		●	Cap: PP Actuator: PP Pump Body: PP Bottle: PP
		AS0008-SLJ-MN	8.0	25.0	0.15	38.8	69.0		●	
		AS0010-SLJ-MN	10.0	25.0	0.15	43.8	74.0		●	
04	Slim Jumbo	AS0015-J/PP-SL	15.0	35.5	0.15	45.4	77.4		●	Cap: PP Actuator: PP Pump Body: PP Bottle: PP
		AS0030-J/PP-SL	30.0	35.5	0.15	66.4	98.5		●	
		AS0050-J/PP-SL	50.0	35.5	0.15	93.9	126.0		●	



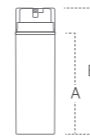
Jumbo

no.	Name	Item Code	Capacity (ml)	Dia. (mm)	Dosage (cc)	Body Height (A)	Total Height (B)	Screw	Snap On	Pump Option	Part Material
01	Bulge Jumbo	AS0030-JB/PP	30.0	48.8	0.50, 1.00	53.9	91.7		●	Standard, Cozy, Boston Round (0.20cc only), Jumbo Jar Standard, Jumbo Jar Flip top Cap, Jumbo Jar Dual Flip top Cap	Cap: PP Actuator: PP Pump Body: PP Bottle: PP
		AS0050-JB/PP	50.0	48.8	0.50, 1.00	71.1	108.9		●		
02	Jumbo	AS0030-J/PP	30.0	48.8	0.50, 1.00	44.3	83.6		●	Standard, Cozy, D-Actuator, Boston Round (0.20cc only)	Cap: PP Actuator: PP Pump Body: PP Bottle: PP
		AS0050-J/PP	50.0	48.8	0.50, 1.00	57.4	96.7		●		
		AS0060-J/PP	60.0	48.8	0.50, 1.00	65.0	104.0		●		
		AS0080-J/PP	80.0	48.8	0.50, 1.00	77.0	116.3		●		
		AS0100-J/PP	100.0	48.8	0.50, 1.00	90.4	129.7		●		
		AS0110-J/PP	110.0	48.8	0.50, 1.00	98.0	137.0		●		
		AS0130-J/PP	130.0	48.8	0.50, 1.00	110.0	149.3		●		
		AS0150-J/PP	150.0	48.8	0.50, 1.00	123.4	162.7		●		
		AS0160-J/PP	160.0	48.8	0.50, 1.00	131.2	170.5		●		
		AS0200-J/PP	200.0	48.8	0.50, 1.00	159.3	198.6		●		
03	Hidden Nozzle Jumbo	AS0020-J/PP-HN	20.0	48.8	0.50, 1.00	44.3	83.6		●	Cap: PP Actuator: PP Pump Body: PP Bottle: PP	
		AS0040-J/PP-HN	40.0	48.8	0.50, 1.00	57.4	96.7		●		
		AS0050-J/PP-HN	50.0	48.8	0.50, 1.00	65.0	104.0		●		
		AS0070-J/PP-HN	70.0	48.8	0.50, 1.00	77.0	116.3		●		
		AS0090-J/PP-HN	90.0	48.8	0.50, 1.00	90.4	129.7		●		
		AS0100-J/PP-HN	100.0	48.8	0.50, 1.00	98.0	137.0		●		
		AS0120-J/PP-HN	120.0	48.8	0.50, 1.00	110.0	149.3		●		
		AS0140-J/PP-HN	140.0	48.8	0.50, 1.00	123.4	162.7		●		
		AS0150-J/PP-HN	150.0	48.8	0.50, 1.00	131.2	170.5		●		
		AS0190-J/PP-HN	190.0	48.8	0.50, 1.00	159.3	198.6		●		

* Please find more information in our 'pump collection' page.

Airless Bottle | Single Wall Jumbo

Recycle ♻️ | Refill ♻️ | Reduce ♻️



Simple Look Jumbo

* Please find more information in our 'pump collection' page.

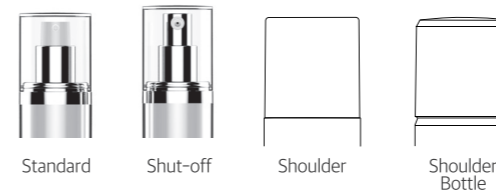
no.	Name	Item Code	Capacity (ml)	Dia. (mm)	Dosage (cc)	Body Height (A)	Total Height (B)	Screw	Snap On	Pump Option	Part Material
01	Simple Look Jumbo	AS0030-SLJ-CC	30.0	48.8	0.50, 1.00	44.3	77.2		●		
		AS0050-SLJ-CC	50.0	48.8	0.50, 1.00	57.4	90.3		●		
		AS0060-SLJ-CC	60.0	48.8	0.50, 1.00	65.0	97.9		●		
		AS0080-SLJ-CC	80.0	48.8	0.50, 1.00	77.0	109.9		●		
		AS0100-SLJ-CC	100.0	48.8	0.50, 1.00	90.4	123.3		●		Actuator: PP
		AS0110-SLJ-CC	110.0	48.8	0.50, 1.00	98.0	130.9		●		Pump Body: PP
		AS0130-SLJ-CC	130.0	48.8	0.50, 1.00	110.0	142.9		●		Bottle: PP
		AS0150-SLJ-CC	150.0	48.8	0.50, 1.00	123.4	156.3		●		
		AS0160-SLJ-CC	160.0	48.8	0.50, 1.00	131.2	164.1		●		
		AS0200-SLJ-CC	200.0	48.8	0.50, 1.00	159.3	192.2		●		
02	Jumbo Jar	AS0030-J/PP-JAR	30.0	48.8	0.50, 1.00	44.3	70.2		●		
		AS0050-J/PP-JAR	50.0	48.8	0.50, 1.00	57.4	83.3		●		
		AS0060-J/PP-JAR	60.0	48.8	0.50, 1.00	65.0	90.6		●		
		AS0080-J/PP-JAR	80.0	48.8	0.50, 1.00	77.0	102.9		●		
		AS0100-J/PP-JAR	100.0	48.8	0.50, 1.00	90.4	116.3		●		Jumbo Jar Standard,
		AS0110-J/PP-JAR	110.0	48.8	0.50, 1.00	98.0	123.6		●		Jumbo Jar Flip top Cap,
		AS0130-J/PP-JAR	130.0	48.8	0.50, 1.00	110.0	135.9		●		Jumbo Jar Dual Flip top Cap
		AS0150-J/PP-JAR	150.0	48.8	0.50, 1.00	123.4	149.3		●		Cap: PP
		AS0160-J/PP-JAR	160.0	48.8	0.50, 1.00	131.2	157.1		●		Actuator: PP
		AS0200-J/PP-JAR	200.0	48.8	0.50, 1.00	159.3	185.2		●		Pump Body: PP
03	Middle Jumbo	AS0050-J/PP-MD	50.0	42.4	0.30	65.6	98.1		●		Bottle: PP
04	Ultra Jumbo	AS0300-J/PP-UT	300.0	68.0	3.50	120.1	192.6 (OPEN) / 180.0		●		Cap: PP, Actuator: PP
											Pump Body: PP
											Bottle: PP

Airless Bottle | Dual Wall

Recycle ♻️ | Refill ♻️ | Reduce ♻️



* These options are limited to specific products within this page

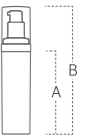


Standard

Shut-off

Shoulder

Shoulder Bottle



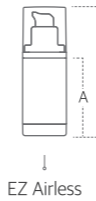
Dual Square

* Please find more information in our 'pump collection' page.

no.	Name	Item Code	Capacity (ml)	Dia. (mm)	Dosage (cc)	Body Height (A)	Total Height (B)	Screw	Snap On	Pump Option	Part Material
01	Dual Square	AS0015-SQ	15.0	36.6 x 36.6	0.20	46.7	97.0	●	●		Cap: ABS / PCTA
		AS0030-SQ	30.0	36.6 x 36.6	0.20	75.3	125.6	●	●		Actuator: PP / AL
		AS0040-SQ	40.0	36.6 x 36.6	0.20	90.7	141.0	●	●		Pump Body: PP / AL
		AS0050-SQ	50.0	36.6 x 36.6	0.20	114.4	164.7	●	●		Inner Bottle: PP
02	Dual Cylindrical	AS0015-DC	15.0	39.0	0.20	53.5	102.6	●	●		Outer Bottle: SAN
		AS0030-DC	30.0	39.0	0.20	81.8	130.8	●	●	Standard, Shut-off	Shoulder: PP
		AS0040-DC	40.0	39.0	0.20	92.3	145.3	●	●		Cap: ABS / PETG
		AS0050-DC	50.0	39.0	0.20	111.9	160.9	●	●		Actuator: PP / AL
03	Classy A	AS0050-DC-CS-A	50.0	36.5	0.20	121.2	150.1		●	Shoulder	Pump Body: PP
04	Classy B	AS0050-DC-CS-B	50.0	36.5	0.20	123.7	150.1		●	Shoulder, Shoulder Bottle	Inner Bottle: PP
											Outer Bottle: PETG



* These options are limited to specific products within this page

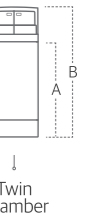


* Please find more information in our 'pump collection' page.

no.	Name	Item Code	Capacity (ml)	Dia. (mm)	Dosage (cc)	Body Height (A)	Total Height (B)	Screw	Snap On	Pump Option	Part Material
01	Dual Simple Look	AS0030-DC-SPL	30.0	41.3	0.20	103.8	127.0		●		Actuator: PP Pump Body: ABS Inner Bottle: PP Outer Bottle: SAN
		AS0050-DC-SPL	50.0	41.3	0.20	132.5	155.7		●		
02	Up & Down	AS0015-UDD	15.0	36.4	0.20	57.0	91.0		●		Actuator: PP Pump Body: ABS / CTA(B only) Inner Bottle: PP Outer Bottle: SAN
		AS0030-UDD	30.0	36.4	0.20	83.8	118.8		●	UP & DOWN A, UP & DOWN B	
		AS0050-UDD	50.0	36.4	0.20	124.3	158.3		●		
03	EZ Airless	AS0015-DUL-CC	15.0	37.4	0.20	48.1	91.0	●			Cap: PETG Actuator: PP
		AS0030-DUL-CC	30.0	37.4	0.20	72.1	111.3	●			Pump Body: ABS Inner Bottle: PP
		AS0100-DUL-CC	100.0	43	0.20	118.2	172.1	●			Outer Bottle: PETG
04	Diamond <small>*Not applicable for products being launched in Japan.</small>	AS0017-DMD-CC	17.0	42.5	0.20	60.8	109.1	●			Cap: PETG, Actuator: PP
		AS0034-DMD-CC	34.0	42.6	0.20	99.8	148.2	●			Pump Body: ABS Inner Bottle: PP Outer Bottle: PETG
05	Glass Dual Airless	AS0015-GLD-CC	15.0	47.4	0.20	52.9	109.8	●			Cap: PETG, Actuator: PP
		AS0030-GLD-CC	30.0	47.4	0.20	79.4	136.3	●			Pump Body: ABS Shoulder: ABS Inner Bottle: PP
		AS0050-GLD-CC	50.0	47.4	0.20	125.7	168.0	●			Outer Bottle: GLASS

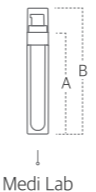


* These options are limited to specific products within this page



* Please find more information in our 'pump collection' page.

no.	Name	Item Code	Capacity (ml)	Dia. (mm)	Dosage (cc)	Body Height (A)	Total Height (B)	Screw	Snap On	Pump Option	Part Material
01	Twin Chamber	AS0008-TC	4.0+4.0	51.0 x 31.6	0.15+0.15	41.6	78.6		●		Cap: PETG / PCTA Actuator: PP
		AS0030-TC	15.0+15.0	51.0 x 31.6	0.15+0.15	97.6	134.6		●	Dual Actuator, Single Actuator	Pump Body: ABS Inner Bottle: PP Outer Bottle: SAN
		AS0045-TC	22.5+22.5	51.0 x 31.6	0.15+0.15	135.6	172.6		●		
02	Twin Chamber PP	AS0030-TC/PP	15.0+15.0	54.6 x 34.0	0.15+0.15	83.0	124.5		●		Cap: PP Actuator: PP
		AS0050-TC/PP	25.0+25.0	54.6 x 34.0	0.15+0.15	120.8	162.3		●	Dual Actuator, Single Actuator	Pump Body: PP Inner Bottle: PP Outer Bottle: PP
03	Oval Twin Chamber	AS0030-TC-OV	30.0	57.3 x 33.3	0.15+0.15	97.5	134.9		●	Dual Actuator, Single Actuator	Cap: PETG Actuator: PP Pump Body: ABS Inner Bottle: PP Outer Bottle: SAN

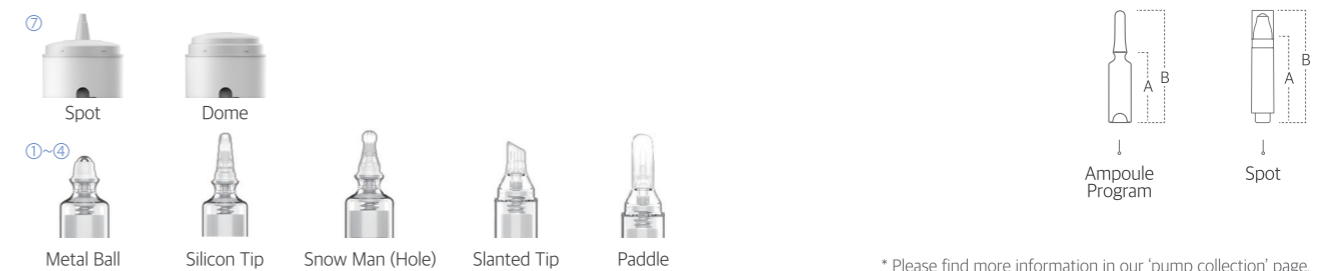


* Please find more information in our 'pump collection' page.

no.	Name	Item Code	Capacity (ml)	Dia. (mm)	Dosage (cc)	Body Height (A)	Total Height (B)	Screw	Snap On	Pump Option	Part Material
01	Medi Lab	AS0010-MDL-ST-F0001	10.0	22.9	0.15	111.0	137.3	●		Inner Bottle Option: Foil Seal, Screw	Cap: PETG / PET Actuator: PP Pump Body: PP Inner Bottle: PP Outer Bottle: PETG / PET
		AS0010-MDL-ST-F0003	10.0	22.9	0.15	111.0	137.3	●			
02	Lift up	AS0030-LUP-ST	30.0	38.5	0.20	111.6	129.1		●		Actuator: PP Inner Bottle: PP Outer Bottle: ABS
03	Flare	AS0035-FLA-CC	35.0	43.2	0.20	90.6	140.3		●		Cap: ABS Actuator: PP / AL Pump Body: ABS Inner Bottle: PETG Outer Bottle: PCTA
		AS0050-FLA-CC	50.0	45.8	0.20	107.5	157.3		●		



* These options are limited to specific products within this page



* Please find more information in our 'pump collection' page.

no.	Name	Item Code	Capacity (ml)	Dia. (mm)	Dosage (cc)	Body Height (A)	Total Height (B)	Screw	Snap On	Pump Option	Part Material
01	Ampoule Program	AS0004-AMP	4.0	23.0	0.15	61.0	115.6		●	Metal Ball, Silicone Tip, Snow Man Hole, High Cap, Middle Cap, Low Cap	Cap: PETG Inner Bottle: PP Outer Bottle: PETG Applicator: METAL / SILICONE
		AS0010-AMP	10.0	23.0	0.15	103.0	146.0		●		
02	Medical Spot	AS0005-MS	5.0	20.0	0.15	-	108.3		●	Slanted Tip, Paddle, Snow Man, Snow Man Hole	Cap: PETG, Inner Bottle: PP Outer Bottle: PETG Applicator: SILICONE
		AS0010-MS	10.0	20.0	0.15	-	160.0		●		
03	Medical Spot PP	AS0010-MS/PP	10.0	20.0	0.15	-	160.4		●	Slanted Tip, Snow Man, Snow Man Hole	Cap: PP, Inner Bottle: PP Outer Bottle: PP Applicator: SILICONE
04	Medical Spot V2	AS0005-MS-RC	5.0	20.0	0.15	-	108.3		●	Slanted Tip, Paddle, Snow Man, Snow Man Hole	Cap: PETG, Inner Bottle: PP Outer Bottle: PETG Applicator: SILICONE
		AS0010-MS-RC	10.0	20.0	0.15	-	160.0		●		
05	Spot	AS0005-SPOT	5.0	22.5	0.15	63.2	103.2		●	Metal Ball, 3 hole, Brush	Cap: PP, Inner Bottle: PP Outer Bottle: PP Applicator: PP / NYLON / METAL / SILICONE
		AS0010-SPOT	10.0	22.5	0.15	91.5	131.5		●	Metal Ball, 3 hole, Brush	
		AS0015-SPOT	15.0	22.5	0.15	120.4	160.4		●	Metal Ball, 3 hole, Brush	
06	Slim Spot	AS0007-SPOT	6.5	20.0	0.15	83.4	139.9		●	Brush, Silicone Tip	Cap: PP, Inner Bottle: PP Outer Bottle: PP Applicator: PP / NYLON / METAL / SILICONE
07	Tension Body	AS0030-TEN-OV	30.0	41.6	0.15	109.8	135.1		●	Spot, Dome	Cap: PP Inner Bottle: PP Outer Bottle: PP Applicator: PP

BLOW BOTTLE



Blow Bottle | Single Wall

Recycle ♻️ | Refill ♻️ | Reduce ♻️



* Please find more information in our 'pump collection' page.

no.	Name	Item Code	Capacity (ml)	Dia. (mm)	Dosage (cc)	Body Height (A)	Total Height (B)	Screw	Snap On	Pump Option	Part Material
01	PP Mini	DP0005-S/PP	5.0	19.0	0.10, 0.12, 0.15	42.4	74.4		●		Cap: PP Actuator: PP Pump Body: PP Bottle: PP
		DP0010-S/PP	10.0	19.0	0.10, 0.12, 0.15	71.3	103.3		●		
02	Rimbase Blow	DP0030-BMB	30.0	26.0	0.20	79.5	127.9	●			
		DP0060-BMB	60.0	34.1	0.20	90.4	139.4	●		Spray, Collar	
		DP0080-BMB	80.0	34.1	0.20	109.0	158.0	●			Cap: ABS / PETG Actuator: PP / AL Pump Body: PP / AL Bottle: PETG Base: ABS / PETG
		DP0100-BMB	100.0	34.1	0.20	131.0	180.2	●			
		DP0120-BMB	120.0	42.0	0.20	115.4	164.4	●			
		DP0150-BMB	150.0	42.0	0.20	134.0	183.0	●		Spray, Shoulder	
		DP0180-BMB	180.0	43.8	0.20	141.5	193.6	●			
03	Zeem A	DP0150-ZEEM-A	150.0	44.0	0.20	133.5	165.5	●		Single Cap, Double Cap	Cap: PETG(Single Cap) / ABS(Double Cap) Actuator: PP / AL Pump Body: PP, Bottle: PET
04	Zeem B	DP0150-ZEEM-B	150.0	44.0	0.20	132.8	163.0	●		Single Cap, Double Cap	
05	Zeem C	DP0180-ZEEM-C	180.0	48.0	0.70	134.6	173.7	●		Oil Pump A(0.70cc, 1cc), Oil Pump B, Oil Pump C, Oil Pump D(0.70cc), Bead Pump(0.70cc, 1cc)	Actuator: PP Pump Body: PP / ABS / AL Bottle: PET
06	Simple Look Spray	DP0080-SLS-CC	80.0	35.0	0.15	103.3	142.9	●			Actuator: PP Pump Body: PP Bottle: PETG
07	Jumbo Dip Tube	DP0120-JDT	120.0	49.8	0.30	87.0	119.5	●			Cap: PP, Actuator: PP Pump Body: PP, Bottle: PP
08	Oval Dip Tube	DP0030-OV	30.0	42.5x26.5	0.20	69.4	99.5		●		Cap: PETG, Actuator: PP Pump Body: PP, Bottle: PETG
		DP0050-OV	50.0	42.5x26.5	0.20	98.0	128.5		●		
09	Mono Straight	DP0050-SGL-ST	50.0	37.0	0.20	83.0	127.1	●			Cap: PP, Actuator: PP Pump Body: PP, Bottle: PP

Blow Bottle | Single Wall

Recycle ♻️ | Refill ♻️ | Reduce ♻️



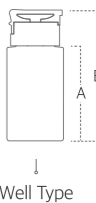
no.	Name	Item Code	Capacity (ml)	Dia. (mm)	Dosage (cc)	Body Height (A)	Total Height (B)	Screw	Snap On	Part Material
01	Cap Blow	CP0080-BMB	80.0	35.0	-	-	132.0	●		Cap: ABS Bottle: PP / PETG
		CP0150-BMB	150.0	42.0	-	-	127.0	159.5	●	
		CP0160-BMB	160.0	42.0	-	-	136.0	168.5	●	
02	Cap Blow (Shoulder Type)	CP0130-BMB-SH	130.0	46.0	-	138.0	178.0	●		Actuator: PP, Shoulder: PP Bottle: PET
03	Water Flow	NS0150-WRF-ST	150.0	46.9	-	123.0	166.0	●		

Blow Bottle | Single Wall

Recycle ♻️ | Refill ♻️ | Reduce ♻️



* These options are limited to specific products within this page

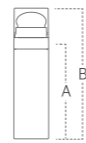


no.	Name	Item Code	Capacity (ml)	Dia. (mm)	Dosage (cc)	Body Height (A)	Total Height (B)	Screw	Snap On	Pump Option	Part Material
01	Foaming Pump	DP0110-FOAM	110.0	47.0	0.70	85.6	157.0	●		Cap: PP Actuator: PP Pump Body: PP Bottle: PETG	
		DP0150-FOAM	150.0	47.0	0.70	111.6	182.0	●			
		DP0130-E-WP	130.0	47.0	0.50	106.5	129.4	●			
02	Well Type(EBM)	DP0150-E-WP	150.0	55.5	0.50	91.0	114.2	●		Standrd, Cozy, Slim Well Pump, Modular Well Pump C	Cap: PP Actuator: PP Pump Body: PP Bottle: PET / PETG
		DP0200-E-WP	200.0	55.5	0.50	114.0	137.2	●			
		DP0300-E-WP	300.0	62.7	0.50	126.0	144.6	●			
		DP0100-I-WP	100.0	47.6	0.50	79.3	110.4	●			
		DP0120-I-WP	120.0	48.9	0.50	86.0	108.9	●			
		DP0150-I-WP	150.0	51.5	0.50	91.7	114.6	●			
03	Well Type(IBM)	DP0180-I-WP	180.0	54.4	0.50	95.6	118.5	●		Standrd, Cozy, Slim Well Pump, Modular Well Pump C	Cap: PP Actuator: PP Pump Body: PP Bottle: PET / PETG
		DP0200-I-WP	200.0	56.4	0.50	100.5	132.9	●			
		DP0250-I-WP	250.0	59.8	0.50	107.2	130.1	●			
		DP0300-I-WP	300.0	62.4	0.50	127.4	150.3	●			
		DP0400-I-WP	400.0	69.3	0.50	124.5	147.4	●			
		DP0500-I-WP	500.0	74.0	0.50	133.9	156.8	●			
04	Slim Well	DP0050-SL-WP	50.0	36.7	0.50	72.5	93.0	●			
		DP0080-SL-WP	80.0	36.7	0.50	104.2	124.7	●			
		DP0100-SL-WP	100.0	36.7	0.50	124.2	144.7	●			
05	Modular Well Pump	DP0300-M-WP	300.0	62.7	0.50	131.8	151.7	●		Modular Well Pump A, Modular Well Pump B	

* Please find more information in our 'pump collection' page.

Blow Bottle | Single Wall Applicator

Recycle ♻️ | Refill ♻️ | Reduce ♻️

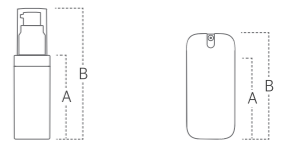


Ice Bottle

no.	Name	Item Code	Capacity (ml)	Dia. (mm)	Dosage (cc)	Body Height (A)	Total Height (B)	Screw	Snap On	Part Material
01	Squeeze Chip	NS0010-SQZ-SQ	10.0	29.3 x 19.0	-	30.6	56.5	●	☒	Cap: PP Bottle: PE Applicator: PP+TPE
02	Ice Bottle	CP0100-BMB-ICE	100.0	38.9	-	101.2	147.7	●	☒	Cap: PP Nozzle: PE Applicator: PE Bottle: PE

Blow Bottle | Dual Wall

Recycle ♻️ | Refill ♻️ | Reduce ♻️


















Dual Dip Tube A

Portable Spray

no.	Name	Item Code	Capacity (ml)	Dia. (mm)	Dosage (cc)	Body Height (A)	Total Height (B)	Screw	Snap On	Part Material
01	Dual Dip Tube A	DP0015-DC/SL	15.0	33.7	0.20	68.3	122.9	●	☒	Cap: PETG / ABS(B Straight Only) Actuator: PP / AL Pump Body: PP / AL Shoulder: ABS Inner Bottle: PETG Outer Bottle: SAN
		DP0030-DC/SL	30.0	33.7	0.20	118.3	172.9	●	☒	
		DP0040-DC/SL	40.0	33.7	0.20	118.3	172.9	●	☒	
		DP0050-DC/SL	50.0	33.7	0.20	138.3	192.9	●	☒	
02	Dual Dip Tube B	DP0015-DC	15.0	32.1	0.20	62.0	115.5	●	☒	Cap: PETG / ABS(B Straight Only) Actuator: PP / AL Pump Body: PP / AL Shoulder: ABS Inner Bottle: PETG Outer Bottle: SAN
		DP0030-DC	30.0	32.1	0.20	90.4	144.1	●	☒	
03	Dual Dip Tube B (Straight)	DP0060-DC	60.0	39.0	0.20	111.9	166.6	●	☒	Cap: PETG / ABS(B Straight Only) Actuator: PP / AL Pump Body: PP / AL Shoulder: ABS Inner Bottle: PETG Outer Bottle: SAN
		DP0100-DC	100.0	44.0	0.20	129.9	179.8	●	☒	
		DP0130-DC	130.0	47.2	0.20	138.0	190.2	●	☒	
04	Portable Spray	DP0035-SPR-SQ	35.0	46.4 / 24.2	0.09	-	101.4	●	☒	Actuator: PP Inner Bottle: PET Outer Bottle: ABS



※ Compatible with various blow bottles.
 ※ Please refer to our 'pump collection' page for more details.

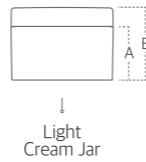
no.	Name	Dosage (cc)	Screw 	Snap On 	Pump Option	Part Material
 01	2cc One Material Pump	2.00				Actuator: PP Pump Body: PP
 02	3cc One Material Pump	3.00				Actuator: PP Pump Body: PP
03	Oil Pump	0.70			Oil Pump A(0.70cc, 1.00cc), Oil Pump B, Oil Pump C, Oil Pump D	Actuator: PP Pump Body: PP / ABS / AL
 04	3cc One Material Low Profile Pump A	3.00				Actuator: PP Pump Body: PP
 05	3cc One Material Low Profile Pump V2	3.00				Actuator: PP Pump Body: PP
06	Foaming Pump	0.70				Cap: PP Actuator: PP Pump Body: PP
07	Bead Pump	0.70				Actuator: PP Pump Body: PP
 08	Metal Free Bead Pump	0.70 / 1cc				Actuator: PP Pump Body: PP

GENERAL CREAM JAR



General Cream Jar | Single Wall

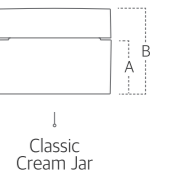
Recycle ♻️ | Refill ♻️ | Reduce ♻️



no.	Name	Item Code	Capacity (ml)	Dia. (mm)	Dosage (cc)	Body Height (A)	Total Height (B)	Screw	Snap On	Part Material
♻️ 01	Light Cream Jar	CP0010-LC-JAR	10.0	44.8	-	17.0	28.0	●		Cap: PP Bottle: PP
		CP0015-LC-JAR	15.0	44.8	-	21.0	32.0	●		
		CP0030-LC-JAR	30.0	57.8	-	20.0	32.0	●		
		CP0050-LC-JAR	50.0	57.8	-	29.0	41.0	●		
		CP0100-LC-JAR	100.0	69.8	-	36.7	49.7	●		
♻️ 02	Basic Cream Jar	CP0050-JAR-BC	50.0	56.5	-	33.2	45.6	●		Cap: PP Bottle: PETG
		CP0100-JAR-BC	100.0	67.5	-	39.6	54.0	●		
		CP0150-JAR-BC	150.0	75.4	-	45.0	61.0	●		
♻️ 03	Basic RD	CP0050-JAR-BC-RD	50.0	60.0	-	34.6	48.8	●		Cap: PP Inner Bottle: PP Outer Bottle: PP
♻️ 04	Pad Jar	CP0200-CSP-CC	200.0	79.8	-	61.6	75.4	●		Cap: PP Bottle: PP

General Cream Jar | Dual Wall

Recycle ♻️ | Refill ♻️ | Reduce ♻️



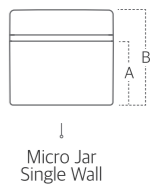
no.	Name	Item Code	Capacity (ml)	Dia. (mm)	Dosage (cc)	Body Height (A)	Total Height (B)	Screw	Snap On	Part Material
♻️ 01	Classic Cream Jar	CP0010-JAR	10.0	40.8	-	19.0	32.5	●		Cap: ABS / SAN Inner Bottle: PP Outer Bottle: SAN
		CP0030-JAR	30.0	63.4	-	27.4	43.9	●		
		CP0040-JAR	40.0	72.0	-	35.0	54.0	●		
		CP0050-JAR	50.0	72.0	-	35.0	54.0	●		
		CP0100-JAR	100.0	85.5	-	41.6	65.1	●		
♻️ 02	Eco Cream Jar	CP0050-ECO-ST	50.0	60.8	-	27.0	42.0	●		Cap: PP Inner Bottle: PP Outer Bottle: PETG
♻️ 03	Noble	CP0050-NOB-CC	50.0	72.0	-	34.4	53.8	●		Cap: SAN Inner Bottle: PP Outer Bottle: SAN
♻️ 04	Wave Neck Cream Jar	CP0030-WN-JAR	30.0	72.3	-	28.0	42.5	●		Cap: PP Inner Bottle: PP Outer Bottle: PP
		CP0050-WN-JAR	50.0	72.4	-	36.0	50.5	●		

AIRLESS CREAM JAR



Airless Cream Jar | Single Wall

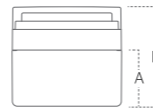
Recycle ♻️ | Refill ♻️ | Reduce ♻️



no.	Name	Item Code	Capacity (ml)	Dia. (mm)	Dosage (cc)	Body Height (A)	Total Height (B)	Screw	Snap On	Part Material
01	Turning Collar Jar	AS0050-TS-JAR	50.0	49.0	0.25	48.1	93.1		●	Cap: PP Actuator: PP Pump Body: ABS Bottle: PP
♻️ 02	Micro Jar Single Wall	AC0050-MSG-ST	50.0	69.9	0.60	47.3	64.3		●	Cap: PP Actuator: PP Pump Body: PP Bottle: PP
♻️ 03	Presto Jar	AS0035-PR-JAR	35.0	63.2	1.20~1.70	32.1	50.5		●	Cap: PP Actuator: PP Pump Body: PP
		AS0050-PR-JAR	50.0	63.2	1.20~1.70	32.1	50.5		●	Bottle: PP Base: PP
♻️ 04	Presto Jar V2	AC0050-PSG-ST	50.0	67.8	1.20~1.70	42.3	58.9		●	Cap: PP Actuator: PP Pump Body: PP Bottle: PP Base: PP

Airless Cream Jar | Dual Wall

Recycle ♻️ | Refill ♻️ | Reduce ♻️

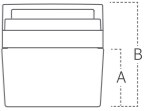


Micro Jar Dual Wall

no.	Name	Item Code	Capacity (ml)	Dia. (mm)	Dosage (cc)	Body Height (A)	Total Height (B)	Screw	Snap On	Part Material
✂️ 01	Presto Jar Dual Wall	AS0050-PR-JAR-DUAL	50.0	66.7	1.20-1.70	32.7	59.4	●	●	Cap: PP, Actuator: PP Pump Body: PP, Inner Bottle: PP Outer Bottle: SAN
✂️ 02	Presto Jar Dual Wall V2	AC0050-PDU-ST	50.0	67.7	1.20-1.70	41.9	9	●	●	Cap: PP, Actuator: PP Pump Body: PP, Inner Bottle: PP Outer Bottle: SAN
♻️ 03	Micro Jar Dual Wall	AC0050-MDU-ST	50.0	67.5	0.60	47.3	61.3	●	●	Cap: PETG, Actuator: PP Pump Body: ABS, Inner Bottle: PP Outer Bottle: SAN
		AS0020-ST-JAR	20.0	56.3	0.50	29.2	56.8	●	●	Cap: ABS / PETG, Actuator: PP
		AS0030-ST-JAR	30.0	56.3	0.50	36.2	63.8	●	●	Pump Body: AL, Inner Bottle: PP Outer Bottle: SAN
04	Straight Jar	AS0050-ST-JAR	50.0	62.4	0.50	44.1	75.9	●	●	Cap: PP, Actuator: PP Pump Body: PP, Inner Bottle: PP Outer Bottle: SAN
		♻️ AS0050-ST-JAR-PL	50.0	64.1	0.50	44.1	74.0	●	●	Cap: PP, Actuator: PP Pump Body: PP, Inner Bottle: PP Outer Bottle: SAN

Airless Cream Jar | Dual Wall

Recycle ♻️ | Refill ♻️ | Reduce ♻️



Standard Jar

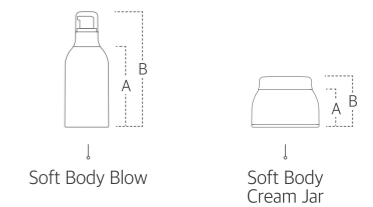
no.	Name	Item Code	Capacity (ml)	Dia. (mm)	Dosage (cc)	Body Height (A)	Total Height (B)	Screw	Snap On	Part Material
01	Tapered Jar	AS0050-TP-JAR	50.0	66.4	0.50	38.8	65.3	●	●	Cap: PETG, Actuator: PP Pump Body: AL, Inner Bottle: PP Outer Bottle: SAN
02	Standard Jar	AS0050-STD-JAR	50.0	67.8	0.50	39.3	73.8	●	●	Cap: PP / AL, Actuator: PP Pump Body: PP / AL, Inner Bottle: PP Outer Bottle: SAN
03	Low Profile Jar	AS0030-LP-JAR	30.0	66.4	0.50	40.8	66.6	●	●	Cap: PETG, Actuator: PP Pump Body: PP, Inner Bottle: PP Outer Bottle: SAN
		AS0050-LP-JAR	50.0	66.4	0.50	48.1	73.6	●	●	Cap: PETG, Actuator: PP Pump Body: PP, Inner Bottle: PP Outer Bottle: SAN
04	New Dual Dish Jar	AC0050-DOB-CC	25.0+25.0	63.9	0.15+0.15	54.5	85.9	●	●	Cap: PP, Actuator: PP Pump Body: PP, Inner Bottle: Engage Outer Bottle: PP, Base: PP

FAMILY



Family | Soft Body

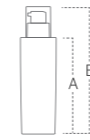
Recycle ♻️ | Refill ♻️ | Reduce ♻️



no.	Name	Item Code	Capacity (ml)	Dia. (mm)	Dosage (cc)	Body Height (A)	Total Height (B)	Screw	Snap On	Part Material
01	Soft Body Airless	AS0030-SB	30.0	50.0	0.20	80.0	109.0	●		Cap: PETG, Actuator: PP / AL Pump Body: PP, Inner Bottle: PP Outer Bottle: PETG
		AS0050-SB	50.0	50.0	0.20	103.0	132.0	●		
		AS0100-SB	100.0	55.0	0.30	131.0	162.5	●		
		AS0120-SB	120.0	55.0	0.30	151.0	182.5	●		
02	Soft Body Blow	DP0130-SB	130.0	54.5	0.20	91.9	132.5	●		Cap: PETG, Actuator: PP / AL Pump Body: PP, Bottle: PETG
		DP0200-SB	200.0	54.5	0.20	128.7	169.5	●		
03	Soft Body Screw Cap	CP0015-SB	15.0	25.2	-	41.3	54.4	●		Cap: PP Bottle: PETG
		CP0130-SB	130.0	49.7	-	110.0	114.5	●		
04	Soft Body Dual Blow	DP0120-SB-DC	120.0	54.5	0.30	120.8	163.2	●		Cap: PETG, Actuator: PP / AL Pump Body: PP, Inner Bottle: PP Outer Bottle: PETG
		DP0140-SB-DC	140.0	54.5	0.30	140.3	182.7	●		
05	Soft Body Airless Cream Jar	AS0050-SB-JAR	50.0	79.0	0.50	50.1	71.2	●		Cap: PETG, Pump Body: PP Inner Bottle: PP, Outer Bottle: PETG Base: PETG
		CP0030-SB-JAR	30.0	62.0	-	44.0	47.1	●		
		CP0050-SB-JAR	50.0	72.7	-	47.4	51.5	●		
06	Soft Body Cream Jar	CP0100-SB-JAR	100.0	89.8	-	59.6	63.6	●		Cap: PP Bottle: PP Base: PP
		T30-SB	30.0-70.0	30.0	-	-	-	●		
07	Soft Body Tube Screw Cap	T30-SB	30.0-70.0	30.0	-	-	-	●		Cap: PP
08	Soft Body Tube Airless Pump	APT35-SB	35.0-90.0	35.0	0.20	-	-		●	Cap: PETG Actuator: PP / AL Pump Body: PP

Family | Point Neck

Recycle ♻️ | Refill ♻️ | Reduce ♻️

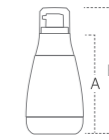


Point Neck

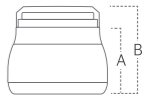
no.	Name	Item Code	Capacity (ml)	Dia. (mm)	Dosage (cc)	Body Height (A)	Total Height (B)	Screw	Snap On	Part Material
♻️ 01	Point Neck	AS0015-PN	15.0	36.4	0.20	53.2	84.6		●	Cap: PP / PETG
		AS0030-PN	30.0	36.4	0.20	73.2	104.6		●	Actuator: PP
		AS0050-PN	50.0	36.4	0.20	98.1	129.5		●	Pump Body: PP
		AS0100-PN	100.0	41.0	0.20	133.2	164.6		●	Bottle: PP
02	Point Neck Heavy Blow	DP0120-PN	120.0	44.9	0.20	121.3	167.9	●		Cap: PETG, Actuator: PP
		DP0150-PN	150.0	48.0	0.20	133.0	173.0	●		Pump Body: PP, Bottle: PET
♻️ ♻️ 03	Paper Point Neck Airless	AS0050-PPN-CC	50.0	38.5	0.20	105.8	137.2		●	Cap: PP, Actuator: PP
		AS0100-PPN-CC	100.0	42.2	0.20	140.1	171.5		●	Pump Body: PP, Inner Bottle: PP
♻️ 04	Point Neck Cream Jar	CP0015-PN-JAR	15.0	60.4	-	21.0	35.2	●		Outer Bottle: Paper
		CP0030-PN-JAR	30.0	70.3	-	25.0	39.4	●		Cap: PP
		CP0050-PN-JAR	50.0	70.0	-	33.0	47.4	●		Inner Bottle: PP
		CP0100-PN-JAR	100.0	81.6	-	41.0	55.2	●		Outer Bottle: PP
♻️ ♻️ 05	Paper Point Neck	CP0050-PPN-CC	50.0	73.3	-	33.5	48.3	●		Cap: PP, Actuator: PP
		CP0100-PPN-CC	100.0	85.0	-	41.5	56.0	●		Inner Bottle: PP, Outer Bottle: Paper

Family | Nature Curve

Recycle ♻️ | Refill ♻️ | Reduce ♻️

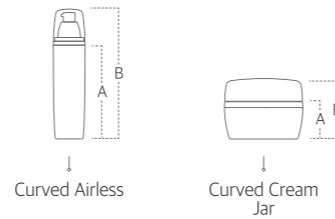


Nature Curve Airless

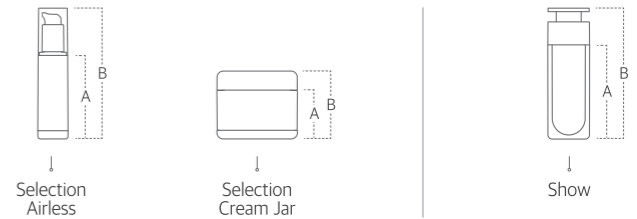


Nature Curve Airless Cream Jar

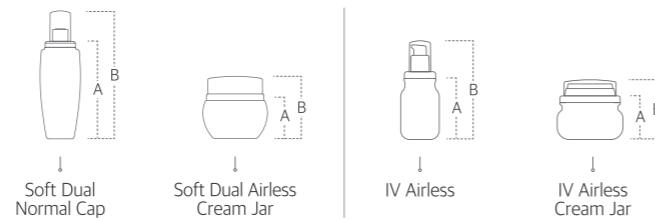
no.	Name	Item Code	Capacity (ml)	Dia. (mm)	Dosage (cc)	Body Height (A)	Total Height (B)	Screw	Snap On	Part Material
01	Nature Curve Airless	AS0030-NC	30.0	50.5	0.20	81.9	111.3	●		Cap: PETG, Actuator: PP / AL
		AS0050-NC	50.0	56.0	0.20	110.9	141.8	●		Pump Body: PETG, Inner Bottle: PP
02	Nature Curve Blow	DP0060-NC	60.0	46.3	0.20	64.3	93.8	●		Outer Bottle: PETG
		DP0120-NC	120.0	54.3	0.20	90.8	120.3	●		Base: PETG
03	Nature Curve Heavy Blow	DP0050-NC-H	50.0	48.0	0.20	63.4	105.7	●		Cap: PETG, Actuator: PP / AL
04	Nature Curve Airless Cream Jar	AS0050-NC-JAR	50.0	82.5	0.50	51.0	72.5	●		Pump Body: PETG, Inner Bottle: PP
05	Nature Curve Tube Screw Cap	T35-NC	35.0~90.0	35.0	-	-	-	●		Outer Bottle: PETG, Base: PETG
06	Nature Curve Tube Airless Pump	APT35-NC	35.0~90.0	35.0	0.20	-	-	●		Cap: PETG, Actuator: PP / AL
										Pump Body: PETG



no.	Name	Item Code	Capacity (ml)	Dia. (mm)	Dosage (cc)	Body Height (A)	Total Height (B)	Screw	Snap On	Part Material
01	Curved Airless	AS0050-CVD-RD	50	43.2	0.2	109.7	158.6		●	Cap: PETG Actuator: PP / AL Pump Body: ABS Shoulder: ABS Inner Bottle: PP Outer Bottle: PETG
02	Curved Screw Cap	NS0130-CVD-RD	130	48.6	-	143.5	194	●		Cap: ABS Shoulder: ABS Inner Bottle: PP Outer Bottle: PETG
03	Curved Dip Tube	DP0130-CVD-RD	130	48.6	0.2	143.5	194.2	●		Cap: PETG Actuator: PP / AL Pump Body: ABS Shoulder: ABS Inner Bottle: PP Outer Bottle: PETG
04	Curved Cream Jar	CP0050-CVD-RD	50	68.0	-	27.1	52.4	●		Cap: ABS Shoulder: ABS Inner Bottle: PP Outer Bottle: SAN



no.	Name	Item Code	Capacity (ml)	Dia. (mm)	Dosage (cc)	Body Height (A)	Total Height (B)	Screw	Snap On	Part Material
01	Selection Airless	AS0015-SLT-CC	15.0	29.4	0.20	53.6	99.8		●	Cap: PP Actuator: PP / AL
		AS0030-SLT-CC	30.0	29.4	0.20	81.7	127.9		●	Pump Body: PP
		AS0050-SLT-CC	50.0	32.5	0.20	107.9	154.1		●	Bottle: PP Base: PETG
02	Selection Cream Jar	CP0050-JAR-SC	50.0	65.2	-	39.4	55.5	●		Cap: PP Bottle: PP Base: PETG
03	Show PP	AS0050-SW/PP	50.0	35.0	0.20	107.0	141.7		●	Actuator: PP Pump Body: ABS Inner Bottle: PP Outer Bottle:
04	Show	AS0015-SW	15.0	39.7	0.20	72.4	93.7	●		Actuator: PP
		AS0030-SW	30.0	39.7	0.20	96.2	117.5	●		Pump Body: ABS
		AS0050-SW	50.0	39.7	0.20	126.7	148.2	●		Inner Bottle: PP
05	Show Jar	AS0050-SW-JAR	50.0	54.8	0.50	87.7	113.2	●		Outer Bottle: PETG / PCTA / SAN



no.	Name	Item Code	Capacity (ml)	Dia. (mm)	Dosage (cc)	Body Height (A)	Total Height (B)	Screw	Snap On	Part Material
01	Soft Dual Normal Cap	NS0150-SFD-RD	150.0	52	-	118.1	165.1	●	✘	Cap: ABS, Shoulder: ABS Bottle: PET
02	Soft Dual Dip Tube	DP0150-SFD-RD	150.0	52	0.20	118.1	165.3	●	✘	Cap: PETG, Actuator: PP / AL Pump Body: ABS, Shoulder: ABS Bottle: PET
03	Soft Dual Airless	AS0030-SFD-RD	30.0	52	0.20	76	123.2	●	●	Cap: PETG, Actuator: PP / AL Pump Body: ABS, Shoulder: ABS Inner Bottle: PP, Outer Bottle: PET
		AS0050-SFD-RD	50.0	52	0.20	110.7	157.9	●	●	Cap: PETG, Actuator: PP Pump Body: PP, Inner Bottle: PP Outer Bottle: PET
04	Soft Dual Airless Cream Jar	AC0050-SFD-RD	50.0	78.1	0.50	46.9	75.8	●	✘	Cap: PETG, Actuator: PP Pump Body: PP, Inner Bottle: PP Outer Bottle: PET
05	IV Airless	AS0030-IVL-CC	30.0	48	0.20	75.9	123.3	●	●	Cap: PETG, Actuator: PP / AL Pump Body: ABS, Shoulder: ABS Inner Bottle: PP, Outer Bottle: PET
		AS0050-IVL-CC	50.0	48	0.20	110.6	158	●	●	Cap: PETG, Actuator: PP Pump Body: PP, Inner Bottle: PP Outer Bottle: PET
06	IV Screw Cap	NS0150-IVL-CC	150.0	48	-	122.9	170.3	●	✘	Cap: ABS Shoulder: ABS Bottle: PET
07	IV Blow	DP0150-IVL-CC	150.0	48	0.20	122.9	170.3	●	✘	Cap: PETG, Actuator: PP / AL Pump Body: ABS, Shoulder: ABS Bottle: PET
08	IV Airless Cream Jar	AC0050-IVL-CC	50.0	83	0.50	46.7	75.9	●	✘	Cap: PETG, Actuator: PP Pump Body: PP, Inner Bottle: PP Outer Bottle: PET

ACTUATOR COLLECTION

UL 015(Φ14)



UL-Y

UL 015(Φ16)



UL-A



UL-O



UL-N



UL-Y

CV 015(Φ14)



A



B

CV 020(Φ16)



CV-A / CV-A (Soft)



CV-B



CV-K2



CV-L



CV-M



CV-N / CV-N (Soft)



CV-O



CV-P



CV-R



CV-S



CV-U



CV-Shut Off



CV-V



CV-W



CV-Mesh Nozzle



CV-Y

CV 030(Φ19)



CV-O



CV-V



CV-W



CV-Y



A



B

Slim Jumbo

Jumbo



A



A (Matt)




C



D



E



F



G



Hidden Nozzle

Well Pump



Φ26.6




Φ31




Φ35

PUMP COLLECTION


※ Outer appearance might look different depending on size of the bottle.
 ※  Sustainable pump option (PP+PE) is applicable.

Ultra Low Profile



Standard

- 1 Dip Tube / Airless
- 2 Screw / Snap On
- 3 0.15cc
- 4 UL-O, UL-A, UL-N
- 5 Basic, Metal



UL_B

- 1 Dip Tube / Airless
- 2 Screw / Snap On
- 3 0.15cc
- 4 UL-O, UL-A, UL-N
- 5 Basic, Metal

Low Profile



Standard Φ18

- 1 Dip Tube / Airless
- 2 Screw / Snap On
- 3 0.20cc



Building Block(BD_B) Φ18

- 1 Dip Tube / Airless
- 2 Screw / Snap On
- 3 0.20cc



Building Block(BD_C) Φ18

- 1 Dip Tube / Airless
- 2 Screw / Snap On
- 3 0.20cc



BD(Over Cap) Φ18

- 1 Airless
- 2 Snap On
- 3 0.20cc



Point Ring Φ18

- 1 Airless
- 2 Snap On
- 3 0.20cc



Clear Ring Φ18

- 1 Airless
- 2 Snap On
- 3 0.20cc



BD_B Φ22

- 1 Dip Tube / Airless
- 2 Screw / Snap On
- 3 0.20cc



BD_C Φ22

- 1 Dip Tube / Airless
- 2 Screw / Snap On
- 3 0.20cc



BD(METAL) Φ22


- 1 Dip Tube / Airless
- 2 Screw / Snap On
- 3 0.20cc



BD(Over Cap) Φ22


- 1 Airless
- 2 Snap On
- 3 0.20cc

Standard




Collar Φ18

- 1 Dip Tube / Airless
- 2 Screw / Snap On
- 3 0.20cc
- 4 Basic, Metal




Point Ring Φ18

- 1 Airless
- 2 Snap On
- 3 0.20cc




Clear Ring Φ18

- 1 Airless
- 2 Snap On
- 3 0.20cc



Shoulder Φ18

- 1 Airless
- 2 Screw / Snap On
- 3 0.20cc




R. Shoulder Φ18

- 1 Airless
- 2 Screw / Snap On
- 3 0.20cc




Simple Look Φ18

- 1 Airless
- 2 Snap On
- 3 0.20cc




RL Standard Φ20

- 1 Dip Tube / Airless
- 2 Screw
- 3 0.20cc
- 4 Rotation Lock



Shoulder Φ20


- 1 Dip Tube
- 2 Screw
- 3 0.20cc
- 4 Basic, Metal



Standard D (Metal) Φ20


- 1 Dip Tube
- 2 Screw
- 3 0.20cc

Jumbo




Cozy

- 1 Airless
- 2 Snap On
- 3 0.50cc, 1cc




Simple Look

- 1 Airless
- 2 Snap On
- 3 0.50cc, 1cc




Jumbo Jar Standard

- 1 Airless
- 2 Snap On
- 3 0.50cc




Jumbo Jar Flip-top Cap

- 1 Airless
- 2 Snap On
- 3 0.50cc



Jumbo Jar Dual Flip-top Cap

- 1 Airless
- 2 Snap On
- 3 0.50cc



Boston Round

- 1 Airless
- 2 Snap On
- 3 0.20cc


Capsule



Capsule


- 1 Airless
- 2 Snap on
- 3 0.60cc

Oil Pump




A

- 1 Dip Tube
- 2 Screw
- 3 0.70cc, 1cc




B

- 1 Dip Tube
- 2 Screw
- 3 0.70cc



C

- 1 Dip Tube
- 2 Screw
- 3 0.70cc



D 24-410

- 1 Dip Tube
- 2 Screw
- 3 0.70cc


Foaming Pump



Foaming


- 1 Dip Tube
- 2 Screw
- 3 0.70cc

Bead Pump




070 Bead Pump A Φ24

- 1 Dip Tube
- 2 Screw
- 3 0.70cc
- 4 Rotation Lock



070 Bead Pump B Φ24

- 1 Dip Tube
- 2 Screw
- 3 0.70cc
- 4 Rotation Lock



1cc Metal Free Bead Pump A Φ24 Only

- 1 Dip Tube
- 2 Screw
- 3 1cc
- 4 Rotation Lock

3cc Pump



3cc Pump A Φ32

- 1 Dip Tube
- 2 Screw
- 3 3cc




3cc Pump B Φ32

- 1 Dip Tube
- 2 Screw
- 3 3cc
- 4 Mesh Nozzle Option



3cc Pump C Φ32


- 1 Dip Tube
- 2 Screw
- 3 3cc



3cc Pump D Φ32


- 1 Dip Tube
- 2 Screw
- 3 3cc

Only




2cc One Material Pump A Φ24, 24-410

- 1 Dip Tube
- 2 Screw
- 3 2cc




3cc One Material Pump A Φ32, 28-410

- 1 Dip Tube
- 2 Screw
- 3 3cc




3cc One Material Pump B Φ32, 28-410

- 1 Dip Tube
- 2 Screw
- 3 3cc



3cc One Material Low Profile Pump A Φ32

- 1 Dip Tube
- 2 Screw
- 3 3cc
- 4 Serration, Non-Serration



3cc One Material Low Profile Pump V2 Φ32

- 1 Dip Tube
- 2 Screw
- 3 3cc
- 4 Serration, Non-Serration

Spray



Collar Spray Φ18

- 1 Dip Tube
- 2 Screw
- 3 0.09cc



Ultra Fine Spray 20-410

- 1 Dip Tube
- 2 Screw
- 3 0.15cc



YW Spray 20-410

- 1 Dip Tube
- 2 Screw
- 3 0.09cc



YW Spray 22-410

- 1 Dip Tube
- 2 Screw
- 3 0.09cc



YW Spray 24-410

- 1 Dip Tube
- 2 Screw
- 3 0.09cc

Green Solution

We strive to reduce the waste generated from plastic packaging and constantly working hard to building a circular economy due to the requirements of environmental era.



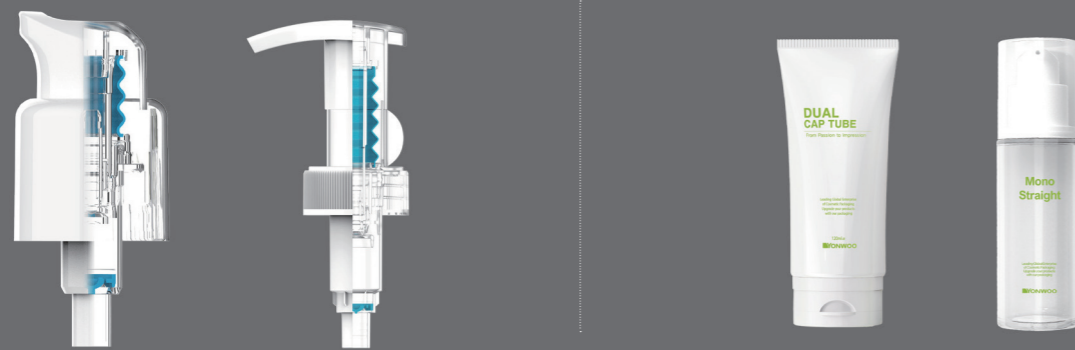
Reducing the amount of plastic usage and expanding refillable bottle portfolio.

Developing mono-material packaging as well as improving the structure.

Expanding the use of post-consumer recycled plastics (PCR) or bioplastics.

Packaging designing for sustainability

Developing sustainable packaging while reducing the amount of plastic usage at the same time.



One Material Pump

One Material Tube & Bottle

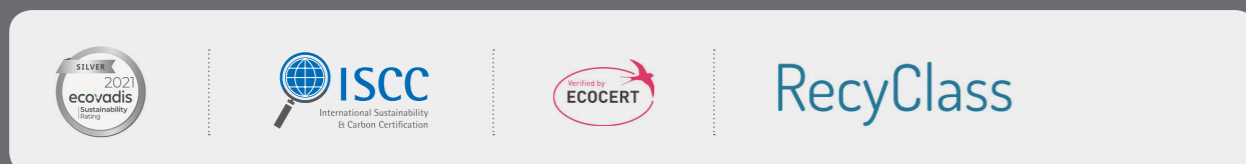
Sustainable packaging achievements

Yonwoo was recognized for one of the world-best cosmetics packaging production capabilities and technologies by winning global packaging awards.



Global eco-friendly certifications

We are participating in a worldwide circular economy improvement by receiving multiple eco-friendly international certifications.



HISTORY

Yonwoo Co. Ltd. was established in 1983 as a manufacturer that specializes in packaging materials for cosmetic and personal care products. Yonwoo has played an integral role in the developing cosmetic and personal care products industry. They have done this with the support and unity of each and every employee, with business goals focused on quality and customer satisfaction, with knowledgeable management, and with the realization of philanthropic activities for social salvation. They have been a model to other Korean companies that compete in the global market. Yonwoo is located in Incheon, Korea and has accomplished localization of the manufacture of dispenser pumps and containers for cosmetics and personal care products. It's continuous research and development in the pursuit of high quality has made it the premier manufacturer of Airless container and dispensing systems.

- 1983**
 Established as YONWOO Industry
- 1990**
 Developed cosmetic dispensing pump in Korea primarily
- 1999**
 Selected Promising Small and Medium-sized Export Firms by Small and medium Business Corporation
- 2000**
 Certified Venture company
 Awarded Michuhol prize by the Small and Medium Business Administration
- 2001**
 \$ 3 MIL Export Award
- 2003**
 Certified ISO 9001:2008 Quality Assurance system by government
 \$ 5 MIL Export Award
- 2005**
 \$ 10 MIL Export Award
- 2006**
 \$ 20 MIL Export Award
- 2008**
 Extended Tube Business Group for Cosmetic product
 Good Design Award for Show series
 \$ 30 MIL Export Award
- 2009**
 Good Design Award for Soft Body & Ion Exchanger
- 2010**
 Achieved 100BIL won Sales record
 Certified ISO 14000 Quality environment system by Government
- 2011**
 Good Design Award for Paper blow
 \$ 50 MIL Export Award
 Constructed a New Factory(DO-HWA DONG No.2 Factory)
- 2012**
 Selected World Class 300 company by Ministry of Knowledge and Economy
 Selected World Champ Company by KOTRA
- 2013**
 Certified Top 100 Excellent Creation of Employment Company by Ministry of Employment and Labor
 Build the Produce Line for only Sample
 Awarded Employment of merit President Prize by Ministry of Employment and Labor
- 2014**
 Opened Yonwoo Co., Ltd.'s HRD Center (located at Sibjeong-dong, Bupyeong-gu, Incheon-si)
 Obtained ISO 15378:2001 certification for primary packaging materials for pharmaceutical products
 Won the Asiarstar Awards (Asia Package Design: APD)
 Honoree of the 70-Mil.-Dollar Export Tower (MOTIE)
- 2015**
 Won the Worldstar Awards (World Packaging Organisation: WPO)
 Obtained OHSAS 18001 certification (Occupational Health and Safety Assessment Series)
 Company listed at KOSDAQ with Korea Exchange (KRX)
 Company being listed on Korea Exchange (KRX) KOSDAQ stock market (KRX)
- 2016**
 Established an international trade branch in China (Yonwoo International Trading (Shanghai) LLC)
 The 10th Korea's Excellent Patent Grand Prize. Won the grand prize in the 10th Korea's Excellent Patent Awards
 Packaging Center construction completed (56 Gajaeul-ro, Seo-gu, Incheon)
 Pump vessel selected as the next-generation's world best product (MOTIE)
- 2017**
 2017 Comoprof Honkong Grand prize (The Skin care packaging technology : Powder Spray / The special jury : Powder Spray)
- 2018**
 2018 Cosmoprof Bologna Award (The Skin care packaging technology : Ampoule Dropper)
 Top Award of \$100 Million Export (Ministry of Trade, Industry and Energy)
- 2019**
 Earned the level of EcoVadis Silver
 Awarded 2019 Smart Factory Expo
 China Manufacturing Company Completion
 Awarded Intellectual property management corporate
- 2020**
 Ecocert Certified (Cosmos, Naturel & Organic)
- 2021**
 Certified ISO 45001
 Earned the level of EcoVadis Silver
 Asia Star (Consumer Package: Tension Body)
 2021 Korea Star Award (Bucheon City Hall Award: Tension Body / Ministry of Trade, Industry and Energy Minister's Award: 3cc One Material Pump / Korea Association of Packaging Professional Engineer's Award: Paper Point Neck)
 Korea Invention Patent Exhibition Korea Chamber of Commerce and Industry Chairman's Award (Hidden Nozzle Jumbo)
- 2022**
 Certified ISO 45001
 Earned the level of EcoVadis Silver
 ADF Paris Packaging Week (Personal Care: Tension Body / Sustainable Innovation: 3cc One Material Pump / Concept of the year: Auto Loading Eco Dropper)
 World Star Award (Health and Personal Care: Tension Body, 3cc One Material Pump, Paper Point Neck)
 2022 Korea Star Award (Korea Institute of Industrial Technology President's Award: Auto Loading Eco Dropper / Korea Federation of Packaging Organizations President's Award: Eco Shut off Tube)